

TECHNICAL SPECIFICATION

Camera (including antenna)

Operating frequency	2400 – 2483.5 MHz
Operation temperature	- 20°C to + 60°C
IP classification camera	IP66
Minimum illumination	0 Lux
Night vision range	5 m
Angle of view	120°
Power supply camera	12 V – 32 V
Power consumption camera	4.5 W
Size (W x H x D)	10 cm x 8 cm x 9 cm
Weight	397 g

Monitor (including antenna)

Operating frequency	2400 – 2483.5 MHz
Operation temperature	- 10°C to + 60°C
Monitor brightness	400 cd/m ²
Monitor resolution	800 x 480
Power supply monitor	6 V–32 V
Power consumption monitor	5.3 W
Size (W x H x D)	15 cm x 9 cm x 5.5 cm
Weight	176 g

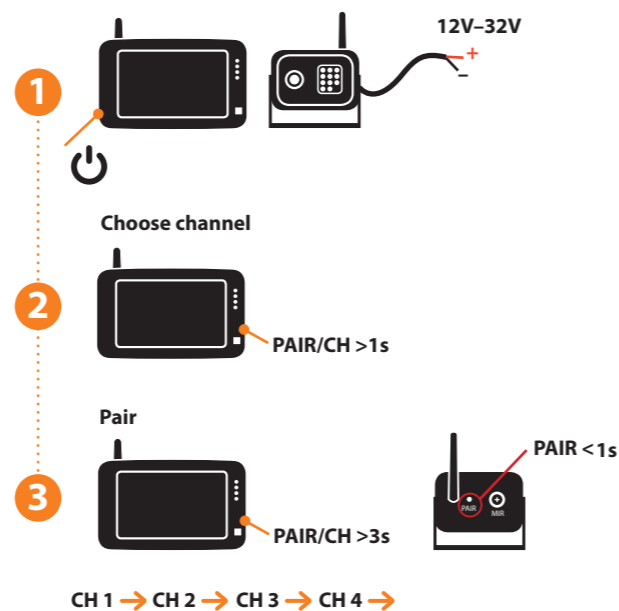


LUDA

LUDA Elektronik AB, Aschebergsgatan 46, 411 33 Gothenburg/Sweden

201409

EXTRA CAMERA



Available at your local dealer

FAQ

- 1. Is the signal between the camera and the receiver encrypted?**
Yes.
- 2. How many cameras does the system support?**
4 cameras.
- 3. Why does the frame rate sometimes drop when I am driving?**
When driving the signal reception might drop sometimes. This occurs as the signal to the receiver is constantly transmitted from different angles. This is considered normal when transmitting wirelessly.
- 4. Is the camera water resistant?**
The trailerCam 5D camera is IP66 classed. This means that the camera is well protected from both dust and humidity. It can be placed outside and can be cleaned using a pressure washer.
- 6. Can I hear sound from the camera?**
No, the camera does not have a microphone.
- 7. I am using the camera for reversing, how do I mirror the image?**
Please see the instructions in the "Operation" section.
- 8. What do I do if I have bad reception on the LCD-monitor?**
Start by reading through the troubleshooting.
If troubleshooting doesn't help, visit www.ludamanuals.com or www.ludaelektronik.com.
- 9. Will the camera break at very low temperatures?**
No, at very low temperatures the picture might tone into red.
At extremely low temperatures the camera might turn off. However, when the temperature gets higher again the camera will regain its functionality.
- 12. Further questions?**
You are always welcome to visit our website www.ludaelektronik.com or contact your local sales representative.

DA/DE/ES/FI/FR/IT/NO/NL/PL/SV → www.ludamanuals.com

trailerCam 5D QUICK GUIDE



For more detailed information



→ www.ludamanuals.com

Congratulations

Félicitations

Herzlichen Glückwunsch

Felicidades

Tillykke

Grattis

Gratulerer

Onneksi olkoon

Gratulacje

Gefeliciteerd

Congratulazioni

...to your purchase of
trailerCam 5D from LUDA



INSTALLATION

1 Power off off on



1 Power off off on



or

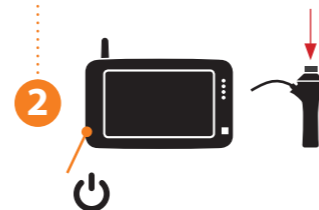


Authorized service center recommended



OPERATION

1 Power on off on

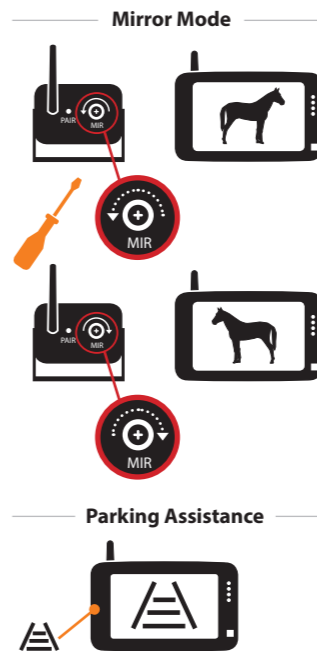


Channels



CH 1 → CH 2 → CH 3 → CH 4 →

Do not operate while driving



TROUBLESHOOTING

